

INFINITY DRIP EDGE WITH SNAP-LOCK TECHNOLOGY

ALUMINUM & STEEL

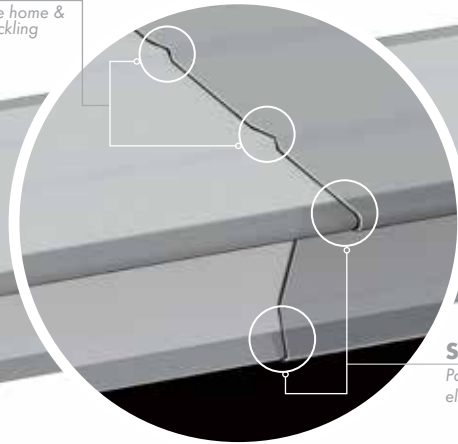
Patent Pending

Top Hem
Added strength and clean lines

2X-Wave Ledge

Directs water away from the home & adds strength to reduce buckling

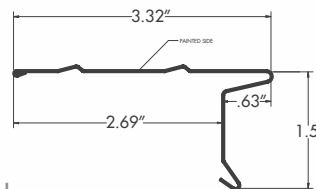
2.69" Depth
Exceeds IBC & IRC Code requirements



Snap-Lock Technology
Patent-Pending Dual-hook design eliminates unsightly gaps

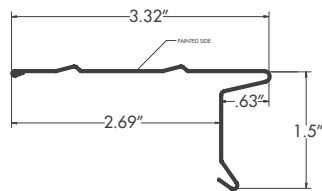
The Patent-Pending design:

- "Nests" pieces together reducing fish mouting
- Provides a clean overlap with one continuous run
- Reduces Labor - Doesn't require skilled trades
- Provides Differentiation
- Meets and exceeds IBC & IRC Building Codes



Thickness	.019
Finish	Q800 TuffTech™
SKU	IDE_
System Colors	
Autumn Leaf 560	•
Black 518	•
Brown 502	•
Cactus 200	•
Champagne 827	•
Clay 807	•
Cozy Cottage 606	•
Cypress 559	•
Desert Tan 327	•
Eggshell 503	•
Eldridge Gray 605	•
Forest 522	•
Granite 204	•
Heather 506	•
Herringbone 819	•
Mocha 507	•
Musket 508	•
Navy 521	•
Norwood 509	•
Pewter 805	•
Prairie Sand 549	•
Sable 538	•
Sandy Beige 177	•
Snowmist 523	•
Terratone 511	•
White 280	•
Wicker 809	•
Wineberry 604	•

25 pc./10' carton
50 carton/pallet



Thickness	.013
Finish	Q800 TuffTech™
SKU	IDE28G_
Black 518	•
Brown 502	•
Low Gloss Brown 702	•
Clay 807	•
Forest 522	•
Musket 508	•
Snowmist 523	•
Terratone 511	•
White 280	•

25 pc./10' carton
 35 carton/pallet