



**TRUCEDAR**<sup>®</sup>  
STEEL SIDING





TruCedar 10" Board & Batten in Spruce | Fascia and Trim in Black



TruCedar 6" & 10" Board & Batten in Fresh Canvas | Vesta 5" Plank in Aged Walnut | Fascia and Soffit in Black, Trim in White




TruCedar Single 8" and 6" Board & Batten in White | Soffit, Fascia, Drip Edge, Rainware and Trim in Black







TruCedar 6" Board & Batten in Napa Vine | Soffit and Trim in Black





TruCedar 6" Board & Batten in White and Vesta 5" Plank in Gilded Grain | Fascia and Trim in Black






TruCedar Single 8" and Double 4" in Cottage Red | Fascia, Soffit, and Rainware in White



TruCedar Single 8" in Bennington Beige and 6" Board & Batten in Ironstone | Drip Edge, Soffit and Trim in Ironstone





TruCedar 6" Board & Batten in White | Soffit and Trim in White







TruCedar Single 8" and 10" Board & Batten in Weathered Wood | Fascia, Soffit and Trim in White



TruCedar Single 8" and 10" Board & Batten in Napa Vine | Fascia, Soffit and Trim in Norwood







TruCedar 6" Board & Batten and Single 6" in Weathered Wood | Fascia, Soffit and Trim in White



TruCedar Single 6" in Gray Dusk and English Saddle | Fascia, Soffit and Trim in Black




TruCedar in 6" Board & Batten | Vesta Plank in White & Tourmaline | Fascia, Soffit and Trim in Black





TruCedar Double 4" and Single 6" in Pewter | TruCedar Single 8" in Foothill Blue | Fascia, Soffit and Trim in White



TruCedar Single 6" in English Saddle | Fascia, Soffit and Trim in Black

# PROFILES

Traditional and Timeless




Single 6" in Foothill Blue



Single 6" Dutch Lap in Weathered Wood



Double 4" in Eggshell



Single 8" in English Saddle



6" Board & Batten in Gray Dusk



10" Board & Batten in Cottage Red



# COLOR OFFERING

Embossed HD2 Woodgrains & Solids



Although we make every effort to ensure color accuracy in our printing process, due to printing limitations, your final products may not be an exact match to those shown.

## PRODUCT DETAILS

### PROFILES

- Double 4"
- Single 6"
- 6" Board & Batten
- Single 8"
- Single 6" Dutch Lap
- 10" Board & Batten

### MATERIAL

Steel

### THICKNESS

0.016"

### APPLICATION

- Horizontal (Lap)
- Vertical (Board & Batten)

### SOLID AND WOODGRAIN COLORS

TruCedar's embossed color palette was designed to bring style to the exterior of a home. Its HD2 woodgrains use 2 paint colors for high and low key tones for natural wood variations.

### COATING

#### Lap and Board & Batten

- Kynar® (50% PVDF)
- CarbonTech60™

### TECHNICAL DATA

TruCedar® steel siding utilizes one of the strongest, most versatile, and recyclable materials on our planet, reducing your carbon footprint and safeguarding against costly repairs.

### BUILDING CODE RATINGS

R703.3 Wall Covering Nominal Thickness and attachments.

Source: IRC 2018

With low energy use and zero off-gassing or maintenance concerns, TruCedar is an environmentally friendly siding solution.

### MATERIAL/PAINT & COATINGS DATA

- 100% Recyclable
- VOC-free coatings
- Lead free finishes

With rigorous testing, you can feel safe and at ease, knowing the home is protected.

### FLAME SPREAD AND SMOKE DEVELOPED RATINGS

ASTM E84-18b Class A Rating

### STRUCTURAL PERFORMANCE RATING

ASTM E1592-05

### IMPACT RESISTANCE RATING

UL2218 Class 4 Rating

The look of wood, the performance of steel. TruCedar siding steel core provides unmatched impact resistance and doesn't crack, melt or wick water like other siding materials.

### INSTALLATION

Lap and Board & Batten siding must be installed on a minimum ½" O.S.B. or plywood solid flat wall over house wrap. Fasten all panels loose (floating) to the wall using 1½" nails or screws, inserting fasteners into the holes along the top of the panel 16" on center. Ensure each panel is level and fully engaged to the one below via the pre-rolled feature at the bottom of the panel before fastening it.

### WARRANTY

Our Lifetime Limited Warranty includes protection against peeling, flaking, chipping, cracking, color fade, chalking, rust, hail, and abrasion. TruCedar's steel core is unlike any other and designed to defend against whatever nature throws at it. An anti-corrosive zinc barrier provides unyielding protection to last generations.

### AVAILABILITY & COST

Our products are available locally through Quality Edge distributors. Our distributors can provide current pricing. Contact us to put you in touch with a local Quality Edge representative in your area who can provide you distributor information.

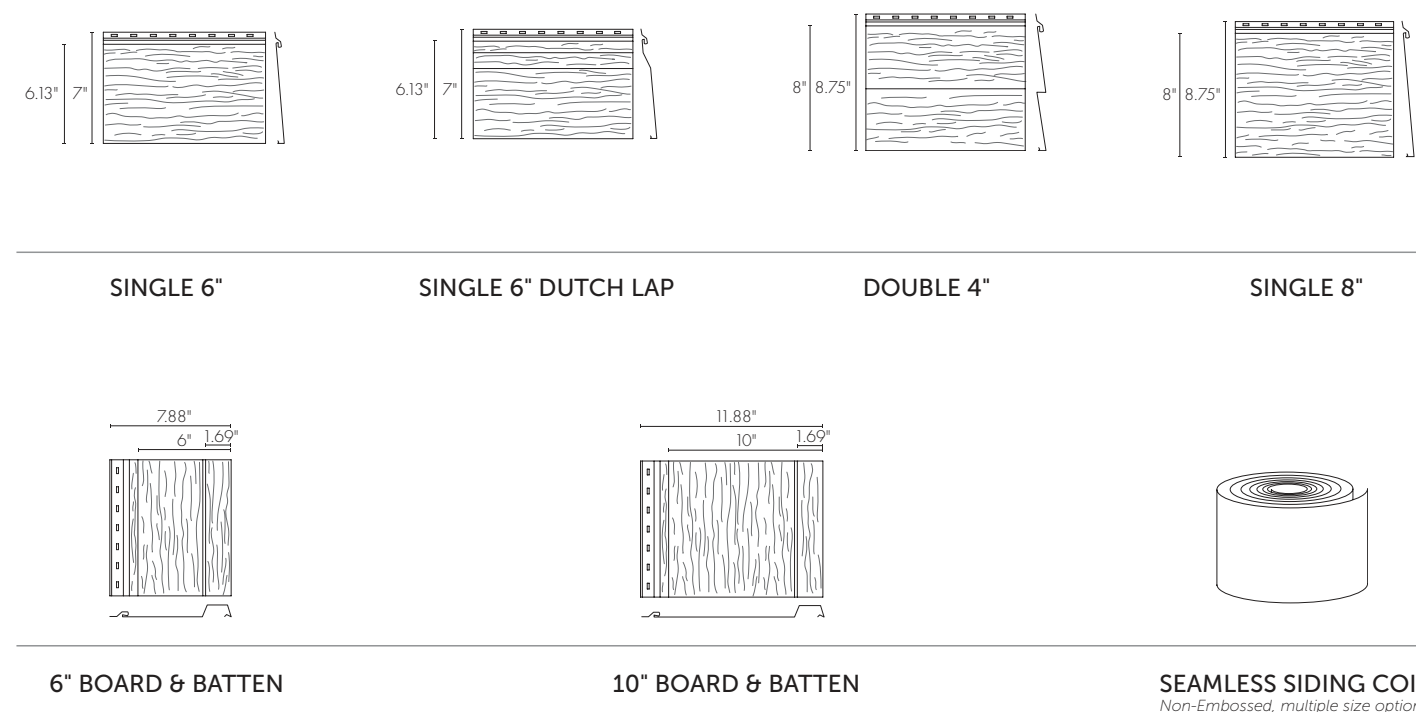
### MAINTENANCE

Remove any and all debris that may accumulate on the wall during its lifespan to keep it moisture free. Tighten any loose fasteners or trim pieces as access allows.

Do not attempt to repair or replace any parts of the system without consulting a certified applicator. Repainting the wall should not be necessary through the duration of the warranty.

### TECHNICAL SUPPORT

Complete technical information and literature is available at: [www.QualityEdge.com/Resources](http://www.QualityEdge.com/Resources).





888.784.0878

QualityEdge.com

550 3 Mile Rd. NW  
Suite E  
Walker, MI 49544